



# MAZDA CX-90

# MAZDA CX-90 PRODUCT CONTENTS

## PERFORMANCE 010

DRIVING POSITION 011

HUMAN-MACHINE INTERFACE 020

SKYACTIV-VEHICLE ARCHITECTURE 021

ENGINE & MECHANICAL ASPECTS 024

KINEMATIC POSTURE CONTROL 028

i-ACTIV AWD 030

MAZDA INTELLIGENT DRIVE SELECT  
(Mi-DRIVE) 032

## BODY COLOURS & SEAT MATERIALS 033

## EQUIPMENT 037

## SAFETY 055



MAZDA STORIES

Discover the spirit that has shaped the company and meet the like-minded people who share Mazda's challenger spirit.

READ MORE >



Notes: Details and specifications of exterior and interior designs of products shown in this catalogue vary by country and model grade. Please consult your Mazda dealer for exact information.




## REFINEMENT AND LUXURY



Notes: Details and specifications of exterior and interior designs of products shown in this catalogue vary by country and model grade. Please consult your Mazda dealer for exact information.





PURE AND ELEGANT

Notes: Details and specifications of exterior and interior designs of products shown in this catalogue vary by country and model grade. Please consult your Mazda dealer for exact information.



Notes: Details and specifications of exterior and interior designs of products shown in this catalogue vary by country and model grade. Please consult your Mazda dealer for exact information.





Notes: Details and specifications of exterior and interior designs of products shown in this catalogue vary by country and model grade. Please consult your Mazda dealer for exact information.



## POWER AND INSTINCT




Notes: Details and specifications of exterior and interior designs of products shown in this catalogue vary by country and model grade. Please consult your Mazda dealer for exact information.





Notes: Details and specifications of exterior and interior designs of products shown in this catalogue vary by country and model grade. Please consult your Mazda dealer for exact information.

# PERFORMANCE

 **MAZDA STORIES** | Mazda's ActivSync engineering philosophy puts your well-being above all else.

[READ MORE >](#)



# PERFORMANCE DRIVING POSITION (1/9)

“Don’t take being able to sit straight for granted.”



Images are for illustrative purposes only.

“Don’t take being able to sit straight for granted.”

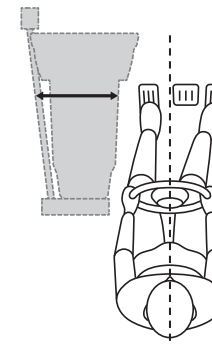
All “Celebrate Driving” experiences start from the driving position.

## STEERING AND PEDAL LAYOUT

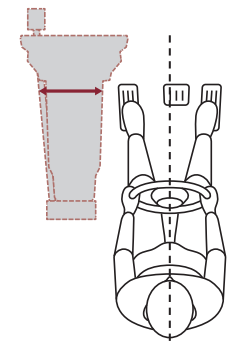
At Mazda, we see the driving position as very important and use our human-centric approach to design to aim for the most appropriate steering wheel, pedal layout, and seat. For the longitudinal architecture used on the rear-wheel drive CX-90, we developed a slender, Mazda-unique 8-speed automatic transmission without a torque converter with the goal of optimising the transmission layout and keeping the increase in drivetrain tunnel size to a minimum to achieve our ideal pedal layout.

This helps drivers feel the connection between their input and vehicle behaviour, something that not only makes driving enjoyable but also helps prevent fatigue more effectively and makes for more comfortable seated posture and a better ride feel.

Ample pedal space for the ideal driving position



Typical RWD-based AWD model  
Unbalanced, uncomfortable body posture



CX-90 AWD model  
Balanced, comfortable posture with legs extended naturally

Images are for illustrative purposes only.

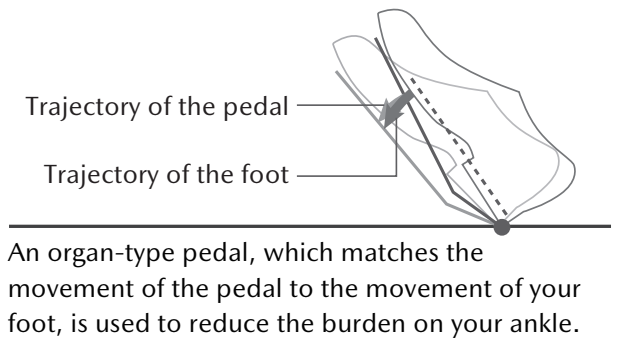


“Don’t take being able to sit straight for granted.”

All “Celebrate Driving” experiences start from the driving position.

In our pursuit for driving with a more natural posture, we have adopted an organ-type pedal which helps prevent misalignment between the motion of your foot and the trajectory of the pedal as you step on the accelerator pedal. Through this belief, Mazda achieves an ideal pedal layout in all of our models, regardless of the size of the vehicle. Drivers can step on the pedal properly. Mazda’s “Celebrate Driving” experience is born from here.

## Organ-type accelerator pedal



Images are for illustrative purposes only.

“Don’t take being able to sit straight for granted.”

All “Celebrate Driving” experiences start from the driving position.

We designed the CX-90 driver’s seat to allow flexibility of movement while seated. We conducted research into human characteristics and aimed for a driver’s seat that provides excellent support while also making it easier to maintain balance and sense vehicle movement accurately. In addition to appropriate steering wheel positioning, we placed the CX-90 Mazda Connect commander in a position that enables drivers to maintain natural posture while using the controls intuitively, quickly, and more accurately with their arm resting comfortably on the centre armrest.



- Photo shows a different Mazda model.
- Images are for illustrative purposes only.

“Don’t take being able to sit straight for granted.”

**All “Celebrate Driving” experiences start from the driving position.**

In this way, we meticulously designed even the smallest components to help drivers be able to operate any control items with the appropriate amount of muscle force and without straining so they could enjoy a sense of intuitive connection with the car (*Jinba-Ittai*). We also designed the door handles so that users can unlock the door and grasp the door grip in a single motion and increased the width of the console armrest and door armrests to better support occupants’ bodies.



## DRIVER PERSONALIZATION SYSTEM

The Driver Personalization System consists of three functions that combine to deliver a greater experience of connection between car and driver and facilitate safer and more stress-free driving for each individual driver: Ideal Driving Position Assist, automatic setting recovery, and driver entry and exit support (Entry / Exit Assist). This helps make it easy for drivers to achieve the preferred driving environment including driving position, supporting their experience of “Celebrate Driving.”

▶ Ideal Driving Position Assist

▶ Automatic Setting Recovery

▶ Entry / Exit Assist

### Notes:

- Availability of equipment/features varies according to country and model grade. Please consult your Mazda dealer for exact information.
- Details and specifications of exterior and interior designs of products shown in this catalogue vary by country and model grade. Please consult your Mazda dealer for exact information.

## DRIVER PERSONALIZATION SYSTEM

### ●Ideal Driving Position Assist

Setting up the driving position correctly is the first step in being able to “Celebrate Driving.” Drivers no longer need to understand the complexities of adjusting their seat correctly, as they can simply enter their height. Then, the system will use the Driver Monitoring camera to monitor the height of the driver’s eyes and estimate the driver’s physique and automatically adjust their seat to the ideal position based on our driving philosophy. The system also adjusts the position of the steering wheel, the Active Driving Display, and the angle of the wing mirrors to best suit the driver’s physique. From there, drivers can fine-tune the driving position to suit their needs.

- 1** The system uses the height the driver enters and the eye position detected by camera.
- 2** The system estimates the driver’s physique and automatically adjusts the seat to an appropriate position.
- 3** The system also adjusts the height of the Active Driving Display, angle of the wing mirrors, and position of the steering wheel for an ideal driving position.



Images are for illustrative purposes only.

#### Notes:

- Availability of equipment/features varies according to country and model grade. Please consult your Mazda dealer for exact information.
- Details and specifications of exterior and interior designs of products shown in this catalogue vary by country and model grade. Please consult your Mazda dealer for exact information.

## DRIVER PERSONALIZATION SYSTEM

### ●Automatic Setting Recovery

The system saves drivers' setting preferences and uses facial recognition to recognise the driver and match them to their user profile when the driver sits in the driver's seat and closes the door. The system can save profiles for up to six users (plus one guest) and automatically recover setting preferences for almost every adjustable setting including the driving position.\*

\* If facial recognition fails, drivers can follow the instructions on Mazda Connect to select their ID or register as a new driver.



Images are for illustrative purposes only.

### ●Entry / Exit Assist

Going out in the car is more fun when you can get in and out of the car easily. Mazda aims to make getting in and out of the driver's seat less stressful for drivers and the CX-90 supports this by automatically sliding the steering wheel and seats out of the way to create more space during entry and exit.

#### Notes:

- Availability of equipment/features varies according to country and model grade. Please consult your Mazda dealer for exact information.
- Details and specifications of exterior and interior designs of products shown in this catalogue vary by country and model grade. Please consult your Mazda dealer for exact information.



## VISIBILITY

### ●Downward forward visibility

We have adjusted the view of the vehicle corners when looking diagonally forward across the bonnet. By doing so, we aim to not only improve the downward forward visibility and ease of handling, but also to make it easier for the driver to predict the vehicle's line of travel.

### ●Rear visibility

We have secured a panoramic direct field of view that extends to the rear side windows and, although the CX-90 uses wing mirrors with a smaller head, we aim for improved visibility by increasing the width of the mirror surface.



Images are for illustrative purposes only.

Notes: Details and specifications of exterior and interior designs of products shown in this catalogue vary by country and model grade.  
Please consult your Mazda dealer for exact information.

“Well-organised information helps put your mind at ease.”

## A SIMPLE INFORMATION LAYOUT CRAFTED THROUGH HUMAN-CENTRIC DESIGN HELPS YOU DRIVE WITH PEACE OF MIND.

Enhanced visibility and at-a-glance readability: that's what the CX-90's new HMI gives you. Both the large meter cluster and the centre display feature 12.3-inch TFT LCD screens\* to provide greater contrast and better legibility. Essential vehicle information is shown in the meter cluster just in front of you while the Active Driving Display on the windscreen puts constantly changing high-priority information close to your line of sight. Information related to entertainment and convenience is provided in the centre display mounted high on the dashboard.

\* Sizes of the meter cluster and centre display vary by country and model grade. Please consult your Mazda dealer for exact information.




- This image portrays the vehicle with lights turned on.
- Screen images on monitors are composite simulations.

Notes: Details and specifications of exterior and interior designs of products shown in this catalogue vary by country and model grade. Please consult your Mazda dealer for exact information.

“Enjoy driving with intuitive control on various kinds of road surfaces.”

## SCALABLE PLATFORM, LONGITUDINAL ENGINE

Mazda...a name synonymous with driving pleasure, with a feeling of oneness with the vehicle as if it's an extension of you. We call that feeling *Jinba-Ittai*. And now it takes an elegant, inspiring form in the CX-90, our flagship three-row SUV. This masterful and assured redefinition of the family SUV is engineered from the ground up for exhilarating response that's also easy on the environment. It begins with the longitudinal version of our Skyactiv Multi-solution Scalable Architecture platform scaled to the CX-90's spacious dimensions and featuring an inline six-cylinder engine with a front-engine rear-wheel-drive (FR) layout. This versatile, performance-focused platform even adapts to accommodate diverse electrification technologies such as our M Hybrid Boost (48 V mild hybrid system).



Images are for illustrative purposes only.


Notes: Details and specifications of exterior and interior designs of products shown in this catalogue vary by country and model grade.  
Please consult your Mazda dealer for exact information.



“Enjoy driving with intuitive control on various kinds of road surfaces.”

## SCALABLE PLATFORM, LONGITUDINAL ENGINE

Its design was directed by our unique Skyactiv-Vehicle Architecture concept aimed at supporting your natural ability to maintain balance while in motion, so you can comfortably retain a relaxed, well-balanced posture and stay in full command of the greater power of the CX-90's newly developed engine while you enjoy controlling G-forces in various driving situations. Relentless research into how force is transmitted through the CX-90's structure resulted in an extremely rigid body offering immediate response and feedback to your control inputs, further increasing your sense of unity with the vehicle. And seats meticulously designed to support the pelvis and preserve balance do more than just heighten the driver's feeling of being one with the CX-90: they enhance the ride comfort, well-being and sense of security for passengers of any age and in every row, elevating each and every drive into an experience to savour.



Images are for illustrative purposes only.

Notes: Details and specifications of exterior and interior designs of products shown in this catalogue vary by country and model grade.  
Please consult your Mazda dealer for exact information.

## VEHICLE PERFORMANCE JUST AS THE DRIVER INTENDED, CRAFTED THROUGH HUMAN-CENTRIC DESIGN.

We have applied our unique human-centric design technology to craft a longitudinal platform, which we then equipped with our high-output powertrain and 8-speed automatic transmission without a torque converter. The sense of controlling a powerful vehicle exactly as you intend in various everyday situations is a unique feeling you can enjoy due to our longitudinal platform. In order to leverage that potential, we have enhanced the CX-90 based on Mazda's human-centric design concepts to make it a car that brings out innate human capabilities even more. Specifically, we have made it so that the muscle force used by the driver links up smoothly with the force of each section of the vehicle. Across a wide range of driving, stopping, and cornering, we have crafted vehicle movements that provide a sense of connection between car and driver. Even when a larger G-force is applied, it is easier to maintain one's posture and enjoy intuitive driving.




Images are for illustrative purposes only.

### Notes:

- Availability of equipment/features varies according to country and model grade. Please consult your Mazda dealer for exact information.
- Details and specifications of exterior and interior designs of products shown in this catalogue vary by country and model grade. Please consult your Mazda dealer for exact information.

## e-SKYACTIV G ENGINE

The beating heart of the CX-90 is the newly developed e-Skyactiv G 3.3-litre turbocharged inline six-cylinder petrol engine. While the straight-six has long been the enthusiast's gold standard for refined balance and smooth power delivery, Mazda Skyactiv Technology takes this configuration to an unprecedented combination of high power, torque and fuel efficiency. Developed under a 'right-sizing' concept, Skyactiv G 3.3 features a cleverly simplified structure with weight comparable to a four-cylinder engine, contributing to efficient space utility and improved handling performance.



Images are for illustrative purposes only.

e-Skyactiv G is also equipped with M Hybrid Boost, Mazda's advanced electrification technology. This unique 48 V mild hybrid system captures and stores energy from deceleration to power a motor that assists the engine during start-up and acceleration. And to further improve fuel economy, the motor also assists in the light-load range from idling to low speed, the area where internal combustion engines are at their least efficient.

Notes: Availability of engines varies according to country and model grade. Please consult your Mazda dealer for exact information.



## M HYBRID BOOST (48V MILD HYBRID SYSTEM)


The e-Skyactiv G power unit pairs an inline six-cylinder turbo engine with M Hybrid Boost, our 48 V mild hybrid system. M Hybrid Boost supports the engine at low loads when internal combustion engines aren't as efficient, effectively reducing carbon dioxide emissions and improving environmental performance. During acceleration, the motor provides additional torque to assist the engine to prevent turbo lag, achieving the level of powerful drive intended by the driver. In addition, by efficiently regenerating energy during deceleration without using the engine, the mild hybrid system contributes to an even higher level of both driving and environmental performance. This is achieved by placing the motor between the longitudinal engine and the transmission.

Notes: Availability of engines varies according to country and model grade. Please consult your Mazda dealer for exact information.

## 8-SPEED AUTOMATIC TRANSMISSION

This multi-speed transmission provides smooth gear changes with good response and also has a wide gear range to achieve an optimal balance of both drive quality and environmental performance. Replacing the torque converter with a clutch means torque from the engine and/or motor is transmitted directly, giving a manual transmission-like feel and achieving clean, rhythmic gear changes.

Also, this transmission offers direct transfer of power more perfectly embodying Mazda's *Jinba-Ittai* driving philosophy.



Images are for illustrative purposes only.

Notes: Availability of engines varies according to country and model grade. Please consult your Mazda dealer for exact information.

## BRAKE-BY-WIRE COOPERATIVE REGENERATIVE BRAKING SYSTEM

The CX-90 e-Skyactiv G model includes a cooperative regenerative braking system that coordinates control of the friction brakes and motor energy regeneration system to achieve the amount of braking force intended by the driver while recovering energy efficiently.

It uses a brake-by-wire system to detect how much braking force is required based on driver brake pedal operation and regenerates as much energy as possible within this range. It then compensates for any shortfall with braking force generated by the friction brakes, achieving both a natural braking feel and good fuel economy.

We have also included cooperative control of i-Activ AWD and the motor regeneration system. This works by increasing i-Activ AWD fastening during motor-powered regenerative deceleration to better stabilise vehicle posture during braking and regenerate more energy.

Notes: Availability of engines varies according to country and model grade. Please consult your Mazda dealer for exact information.



# PERFORMANCE KINEMATIC POSTURE CONTROL (1/2)



To PRODUCT  
CONTENTS

## ENSURING STABLE TURNING POSTURE LIKE STICKING TO THE ROAD EVEN WHEN CORNERING AT HIGH SPEEDS

We developed Kinematic Posture Control (KPC) to stabilise the vehicle to give a feel of the tyres sticking to the road in driving situations in which passengers often experience sway, such as on winding roads and when entering the highway. KPC works by suppressing vehicle body lift even on the tightest curves in the road. This enhances the sense of grip so that drivers can relax and enjoy being behind the wheel and passengers can enjoy the scenery with greater peace of mind. KPC is Mazda-unique vehicle posture control technology that leverages the way the CX-90 suspension structure is designed to facilitate smooth body movement in everyday driving situations, achieving more stable cornering with an even better *Jinba-Ittai* feel, even when cornering at high speeds.



Images are for illustrative purposes only.

Notes: Details and specifications of exterior and interior designs of products shown in this catalogue vary by country and model grade.  
Please consult your Mazda dealer for exact information.

## HIGH-SPEED CORNERING

The CX-90 has a high centre of gravity, so the way the KPC system reduces lift makes driving more comfortable and stress-free for both drivers and their passengers.

## TIGHT CORNERS AND ROUGH ROAD SURFACES

In situations in which the vehicle body of existing models would have been tilted significantly, KPC further stabilises the vehicle to give a feeling of the tyres sticking to the road. This gives a better sense of grip and helps the driver feel comfortable increasing the vehicle speed as needed.



Images are for illustrative purposes only.

Notes: Details and specifications of exterior and interior designs of products shown in this catalogue vary by country and model grade.  
Please consult your Mazda dealer for exact information.

## MAZDA'S FIRST RWD-BASED AWD<sup>\*1</sup> SYSTEM ENABLING BOTH EXCELLENT CORNERING AND STABILITY

The CX-90 is equipped with Mazda's first electronically controlled multi-plate clutch RWD-based AWD system. For this system, we have aimed to develop a high-performance AWD system that combines high traction performance with ideal handling characteristics. The concept behind our RWD-based AWD system that we introduced in the CX-90 is a full-time AWD system that delivers stability unique to AWD in addition to the neutral cornering performance characteristic of rear-wheel drive. The result is a whole new level of *Jinba-Ittai* drive. In addition to powerful traction on low-friction road surfaces such as snowy roads, the new setup also significantly enhances the performance from our previous FWD-based i-Activ AWD system in terms of straight running stability on highways and intuitive handling on winding roads.

<sup>\*1</sup> 4WD vehicles.

Notes: Details and specifications of exterior and interior designs of products shown in this catalogue vary by country and model grade.  
Please consult your Mazda dealer for exact information.



# PERFORMANCE i-ACTIV AWD (2/2)

## MAZDA'S FIRST RWD-BASED AWD<sup>\*1</sup> SYSTEM ENABLING BOTH EXCELLENT CORNERING AND STABILITY

Furthermore, Mazda intelligent Drive Select (Mi-Drive)<sup>\*2</sup> Sport mode, Off-Road mode, and other modes use integrated control of the powertrain, braking system, and AWD to optimise the distribution of driving force across all four wheels to suit different driving conditions. As a result, customers can enjoy powerful drive that provides greater peace of mind across a wide range of driving situations.

And for exceptional peace of mind, the Hill Descent Control (HDC) system provides appropriate braking support when descending the kind of steep slopes that normally require continuous brake operation by the driver, helping maintain a set speed even when driving over rough surfaces or if the gradient changes during the descent.

<sup>\*1</sup> 4WD vehicles.

<sup>\*2</sup> Mi-Drive specifications (selectable modes) vary by country and model grade. Please consult your Mazda dealer for exact information.

Notes: Details and specifications of exterior and interior designs of products shown in this catalogue vary by country and model grade.  
Please consult your Mazda dealer for exact information.



Images are for illustrative purposes only.

## MAZDA INTELLIGENT DRIVE SELECT (Mi-DRIVE)

The CX-90 offers three drive modes suited to different driving situations: Normal mode delivers balanced drive for everyday use; Sport mode allows drivers to enjoy a more dynamic driving feel; and Off-Road mode enhances off-road capability on poor road surfaces.

Mazda has leveraged Skyactiv-Vehicle Dynamics technology, which integrates control of multiple systems related to dynamics, to take the SUV experience of “Celebrate Driving” to another level through Mi-Drive - our Drive Selection system that achieves *Jinba-Ittai* drive optimised for unique driving situations, all with different driving conditions.



Images are for illustrative purposes only.

### Notes:

- There are limitations to the functionality and performance of the Mi-Drive modes and i-Activ AWD. We ask that you do not over-rely on them, that you equip the vehicle with appropriate tyres, and that you always drive safely. There are also precautions we ask that you observe regarding driving conditions. Be sure to check the Owner's Manual.
- Mi-Drive specifications (selectable modes) vary by country. Please consult your Mazda dealer for exact information.

# BODY COLOURS & SEAT MATERIALS



# BODY COLOURS

## **TAKUMI-NURI ARTISAN RED METALLIC**

We have added Artisan Red Metallic to our Mazda *Takumi-nuri* paint technology lineup, most well-known for our signature colour, Soul Red Crystal Metallic. This new colour is a red with great depth and maturity and, as a result, it is a body colour that represents a new level of depth and refinement for our brand.



The colours and specifications of exterior parts such as the aluminium wheels, radiator grille signature, and door mirrors vary by model grade.


Notes: Details and specifications of exterior and interior designs of products shown in this catalogue vary by country and model grade.  
Please consult your Mazda dealer for exact information.

# BODY COLOURS



To PRODUCT  
CONTENTS

\*The images in this catalogue may vary from the actual vehicle depending on the photography and printing conditions.




Soul Red Crystal Metallic  
(46V)



Machine Grey Metallic  
(46G)



Rhodium White Metallic  
(51K)


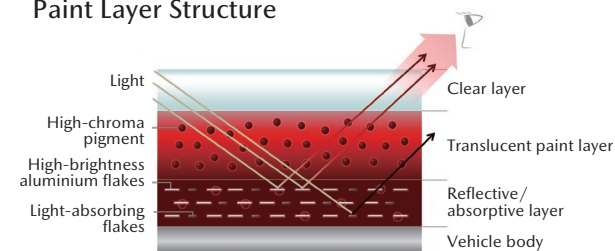


Artisan Red Metallic  
(51F)

## TAKUMI-NURI

Mazda's unique painting technology *Takumi-nuri* (*takumi*: artisan, *nuri*: painting), with its unprecedented combination of colour, highlights, shade, and depth, further emphasises the sheer beauty and quality of the dynamic body shape. The lineup includes four *Takumi-nuri* body colours: Soul Red Crystal Metallic, Machine Grey Metallic, Rhodium White Metallic, and Artisan Red Metallic.

Paint Layer Structure




Platinum Quartz Metallic  
(47S)



Sonic Silver Metallic  
(45P)



Deep Crystal Blue Mica  
(42M)



Jet Black Mica  
(41W)



Arctic White  
(A4D)


Notes: Availability of exterior and interior colours varies according to region. Please consult your Mazda dealer for exact information.



MAZDA STORIES | Discover Mazda's award-winning paint shop technologies.

READ MORE >

# BODY COLOURS



Cloth, Black



Nappa leather, Black



Nappa leather, Tan

Notes: Availability of exterior and interior colours varies according to region. Please consult your Mazda dealer for exact information.

# EQUIPMENT



# CX-90 EQUIPMENT



## LED HEADLIGHTS

Together with the signature wings of the front grille, these express power befitting of an SUV.



## DIMMING TURN SIGNAL

We used a flashing pattern that seems to linger with each pulse, creating that sense of life that Mazda pursues.

Notes: Details and specifications of exterior and interior designs of products shown in this catalogue vary by country and model grade.  
Please consult your Mazda dealer for exact information.

# CX-90 EQUIPMENT

## PANORAMIC SUNROOF

The CX-90 features a panoramic roof that offers a wide field of view and brings plenty of light into the cabin. The panoramic roof and its peripheral parts have been meticulously designed to allocate as much surface area to the windows as possible to increase the field of view and light range for passengers in the rear seats.



Images are for illustrative purposes only.

### Notes:

- Availability of equipment/features varies according to country and model grade. Please consult your Mazda dealer for exact information.
- Details and specifications of exterior and interior designs of products shown in this catalogue vary by country and model grade. Please consult your Mazda dealer for exact information.

# CX-90 EQUIPMENT

## FULL LCD INSTRUMENT CLUSTER

We have increased the size of the instrument cluster TFT screen on the CX-90 to a full LCD 12.3-inch display. As well as being compatible with Driving Assist Mode and safety warning display, the Full LCD Instrument Cluster also works with our Driver Personalization System, which optimises display visibility for individual drivers. In addition, the instrument cluster is programmed with a dynamic opening effect and dramatic Mazda intelligent Drive Select (Mi-Drive) mode effects. This contributes to enhanced visibility, safety, and peace of mind, as well as making driving more exciting.



Images are for illustrative purposes only.


### Notes:

- Availability of equipment/features varies according to country and model grade. Please consult your Mazda dealer for exact information.
- Details and specifications of exterior and interior designs of products shown in this catalogue vary by country and model grade. Please consult your Mazda dealer for exact information.

# CX-90 EQUIPMENT

## ACTIVE DRIVING DISPLAY

With the goal of reducing unnecessary changes to the driver's line of sight and offering more peace of mind while on the road, we have increased the font size and included more navigation information, so drivers know what's coming up further down the road. In addition, this enables optimal display of Advanced Driver Assistance System (ADAS) information, which allows drivers to check vehicle system settings and which modes are activated at a glance.



Images are for illustrative purposes only.

### Notes:

- Availability of equipment/features varies according to country and model grade. Please consult your Mazda dealer for exact information.
- Details and specifications of exterior and interior designs of products shown in this catalogue vary by country and model grade. Please consult your Mazda dealer for exact information.



# CX-90 EQUIPMENT



## ELECTRIC PARKING BRAKE (EPB)

The switch can be pulled up to firmly engage the parking brake, and pushing down the switch or stepping on the accelerator pedal to drive forward disengages the brake.

## AUTOHOLD\*

This function keeps the vehicle stopped even if you take your foot off the brake pedal while the vehicle is stopped. Operating the accelerator pedal automatically releases the brakes. This function reduces the burden on the driver when temporarily stopping the vehicle, such as at traffic lights.



### Warning

**\*The autohold function is only designed to assist the brake operation while the vehicle is stopped. Do not over-rely on this function. Operate the brakes appropriately in accordance with the road and surrounding conditions.**

Notes: Details and specifications of exterior and interior designs of products shown in this catalogue vary by country and model grade.  
Please consult your Mazda dealer for exact information.

# CX-90 EQUIPMENT



## Qi WIRELESS CHARGER

The centre console tray includes a Qi wireless charger\* to enable charging of compatible smartphones and other devices placed on it when the engine is running.



### Warning

**\*Radio waves emitted by the wireless charger may affect implantable medical devices such as cardiac pacemakers and cardioverter defibrillators. Please consult your Mazda dealer for exact information.**

## ELECTRONIC GEAR SHIFTING SYSTEM

This system uses a simple shift pattern while allowing drivers to shift gears like in a typical automatic transmission vehicle, helping to make sure drivers can accurately and reliably shift gears in various situations.

### Notes:

- Availability of equipment/features varies according to country and model grade. Please consult your Mazda dealer for exact information.
- Details and specifications of exterior and interior designs of products shown in this catalogue vary by country and model grade. Please consult your Mazda dealer for exact information.

# CX-90 EQUIPMENT

## VARIOUS SEAT LAYOUTS

Seat Type: Six-seater Vehicle

Second-row Seat: Captain Seat Type

Console Type / Manual Seatback Type



### Notes:

- Seat configuration availability varies according to country and model grade. Please consult your Mazda dealer for exact information.
- Refer to the Owner's Manual for information on how to use the seats and precautions for use.
- The images in this catalogue may vary from the actual vehicle depending on the photography and printing conditions.

# CX-90 EQUIPMENT

## VARIOUS SEAT LAYOUTS

Seat Type: Seven-seater Vehicle

Second-row Seat: 6:4 Split Adjustable Bench Seat Type



### Notes:

- Seat configuration availability varies according to country and model grade. Please consult your Mazda dealer for exact information.
- Refer to the Owner's Manual for information on how to use the seats and precautions for use.
- The images in this catalogue may vary from the actual vehicle depending on the photography and printing conditions.



# CX-90 EQUIPMENT

## LUGGAGE COMPARTMENT

We aimed to design the cargo space to be easy for passengers to use in a wide range of situations such as weekend shopping outings and outdoor activities.

- Even when the third-row seats are in use, owners can stow items like a golf bag or a stroller.
- When folding the third-row seats down, owners can create enough space to stow luggage for weekend family trips and activities.

We used a flat design with little difference in height from the trunk floor with the second- and/or third-row seats folded down to the liftgate opening. This helps make it easier to stow long items such as furniture or surfboards.

- Do not operate the seat arrangement while driving.
- Be sure to properly wear a seat belt while driving, and firmly secure or store any luggage so that it will not move or obstruct your driving.

### Notes:

- Seat configuration availability varies according to country and model grade. Please consult your Mazda dealer for exact information.
- Refer to the Owner's Manual for information on how to use the seats and precautions for use.



When using third-row seats



With third-row seats folded down

# CX-90 EQUIPMENT

## COMFORTABLE SECOND-ROW SEATS

The air conditioning control is located on the rear of the armrest-equipped large console box, allowing passengers to control the set temperature, vents, and flow rate. The air conditioning for the rear seats can also be set from the front air conditioning panel.



Images are for illustrative purposes only.

### Notes:

- Availability of equipment/features varies according to country and model grade. Please consult your Mazda dealer for exact information.
- Details and specifications of exterior and interior designs of products shown in this catalogue vary by country and model grade. Please consult your Mazda dealer for exact information.

# CX-90 EQUIPMENT

## SEAT VENTILATION

The front seats feature a ventilation function that draws away the heat held between the seat and its occupant, providing a comfortable driving environment even during hot seasons. By spreading the vents out over a wide range in the seatback and seating surface, we also focused on preventing specific areas from becoming cold. You can adjust the flow rate for air drawn away between three levels.



Images are for illustrative purposes only.

### Notes:

- Availability of equipment/features varies according to country and model grade. Please consult your Mazda dealer for exact information.
- Details and specifications of exterior and interior designs of products shown in this catalogue vary by country and model grade. Please consult your Mazda dealer for exact information.

# CX-90 EQUIPMENT

## HANDS-FREE LIFTGATE

With the advanced key in your pocket or bag, a quick kick beneath the sensor located under the rear bumper lets you open and close the power liftgate, a convenient feature when your hands are full or when you don't want to touch the car because it is wet or muddy.



### Notes:

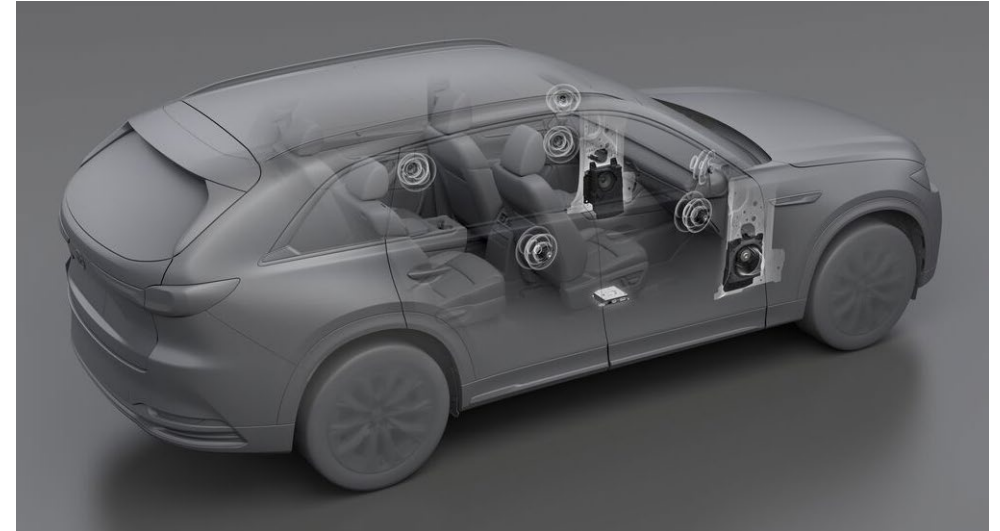
- Availability of equipment/features varies according to country and model grade. Please consult your Mazda dealer for exact information.
- Details and specifications of exterior and interior designs of products shown in this catalogue vary by country and model grade. Please consult your Mazda dealer for exact information.



# CX-90 EQUIPMENT

## MAZDA HARMONIC ACOUSTICS + 8 SPEAKERS (1 / 2)

A supremely quiet cabin is the essential backdrop to top quality in-car audio. The CX-90's rigid body structure helps achieve that, suppressing intrusion of unwanted noise and vibration through extensive sound insulation and NVH measures. With this as its foundation, our unique Mazda Harmonic Acoustics audio initiative creates a breathtaking audio experience for everybody in the vehicle. Innovative cabin design allows large 4.8-litre woofer enclosures in the front side cowls to pump out more authoritative bass with greater dynamic range.



Images are for illustrative purposes only. Production model may vary.

Notes: Availability of equipment/features varies according to country and model grade. Please consult your Mazda dealer for exact information.

# CX-90 EQUIPMENT

## MAZDA HARMONIC ACOUSTICS + 8 SPEAKERS (2/2)

The exclusive amplifier features multiple audiophile technologies working synergistically to deliver detailed, high quality sound with more of the subtle nuances of music. And Master Sound Revive Noise Reduction (MSR NR), making its debut in a car audio system, does exactly what the name says by drastically reducing the low-level noise that can muddy sound to bring you a high quality audio experience closer to the artist's intention. In total, the CX-90 provides unprecedented listening pleasure to everybody no matter where they are seated.

Notes: Availability of equipment/features varies according to country and model grade. Please consult your Mazda dealer for exact information.

# CX-90 EQUIPMENT

## BOSE SOUND SYSTEM + 12 SPEAKERS

Jointly developed with Bose®, the CX-90's audio system features 12 speakers for powerful, clearly defined sound. The unique Centerpoint2 surround system delivers a superbly focused, three-dimensional sonic image even from stereo sources, while AUDIOPILOT2 monitors ambient noise levels and automatically adjusts audio volume.

- The Bose sound system is available as an upgrade.
- The shape of the sub-boot box is different in vehicles equipped with the Bose sound system.

### Notes:

- AudioPilot and Centerpoint are registered trademarks of Bose Corporation.
- Availability of equipment/features varies according to country and model grade. Please consult your Mazda dealer for exact information.



Images are for illustrative purposes only.



MAZDA STORIES | Hear a playlist that demonstrates Mazda's Bose sound system at its best.

[READ MORE >](#)

# CX-90 EQUIPMENT

## THIRD-ROW AIR CONDITIONING VENTS

Air conditioning vents for the third row are standard equipment on all models. Along with the CX-90's exceptional head and shoulder room, the addition of these air conditioning vents makes time in the car even more comfortable for third-row passengers.



Images are for illustrative purposes only.

### Notes:

- Availability of equipment/features varies according to country and model grade. Please consult your Mazda dealer for exact information.
- Details and specifications of exterior and interior designs of products shown in this catalogue vary by country and model grade. Please consult your Mazda dealer for exact information.



# CX-90 EQUIPMENT

## Apple CarPlay™

You can use the centre display to access your favourite features of your iPhone with Apple CarPlay™. You can make calls, send messages, play music, get directions, and more through the screen and with your voice using Siri. Furthermore, using the wireless connection function\* further enhances convenience.

\* Apple CarPlay™ is not supported on some vehicle grades.

- Apple CarPlay, iPhone and Siri are trademarks of Apple Inc.
- Not supported on some models. For details about supported models, see the Apple website.
- A USB cable is required to use Apple CarPlay™ with a wire.

### Notes:

- Mazda makes no guarantees whatsoever, including explicit, implicit, or legal guarantees, regarding these applications' merchantability, satisfactory quality, fitness for a particular purpose, accuracy, quiet enjoyment, and non-infringement on a third party's rights.
- When using Apple CarPlay™ or Android Auto, concentrate on driving and pay sufficient attention to your surroundings, using Apple CarPlay™ or Android Auto at your own liability.
- Availability of equipment/features varies according to country and model grade. Please consult your Mazda dealer for exact information.

## Android Auto™

Android Auto™ is a simpler, safer way to use your phone in the car. Get all your favourite maps, media, and messaging apps on your car display.

- A USB cable is required to use Android Auto with a wire.
- Android and Android Auto are trademarks of Google LLC.
- Not supported on some models. For details about supported models, see the Android Auto website.
- Requires a compatible Android phone and compatible active data plan.
- Some features and devices may not be available in all countries. Subject to availability.

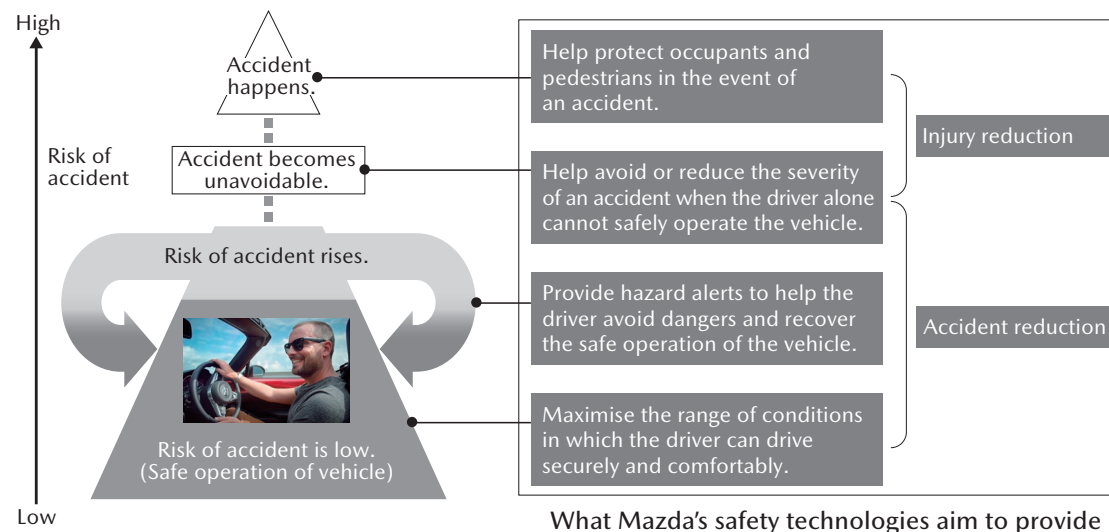
# SAFETY

“We put the driver first. That gives peace of mind to the passengers.”

**PASSENGERS WANT SAFETY AND PEACE OF MIND... AND THEY WANT TO HAVE FUN.**

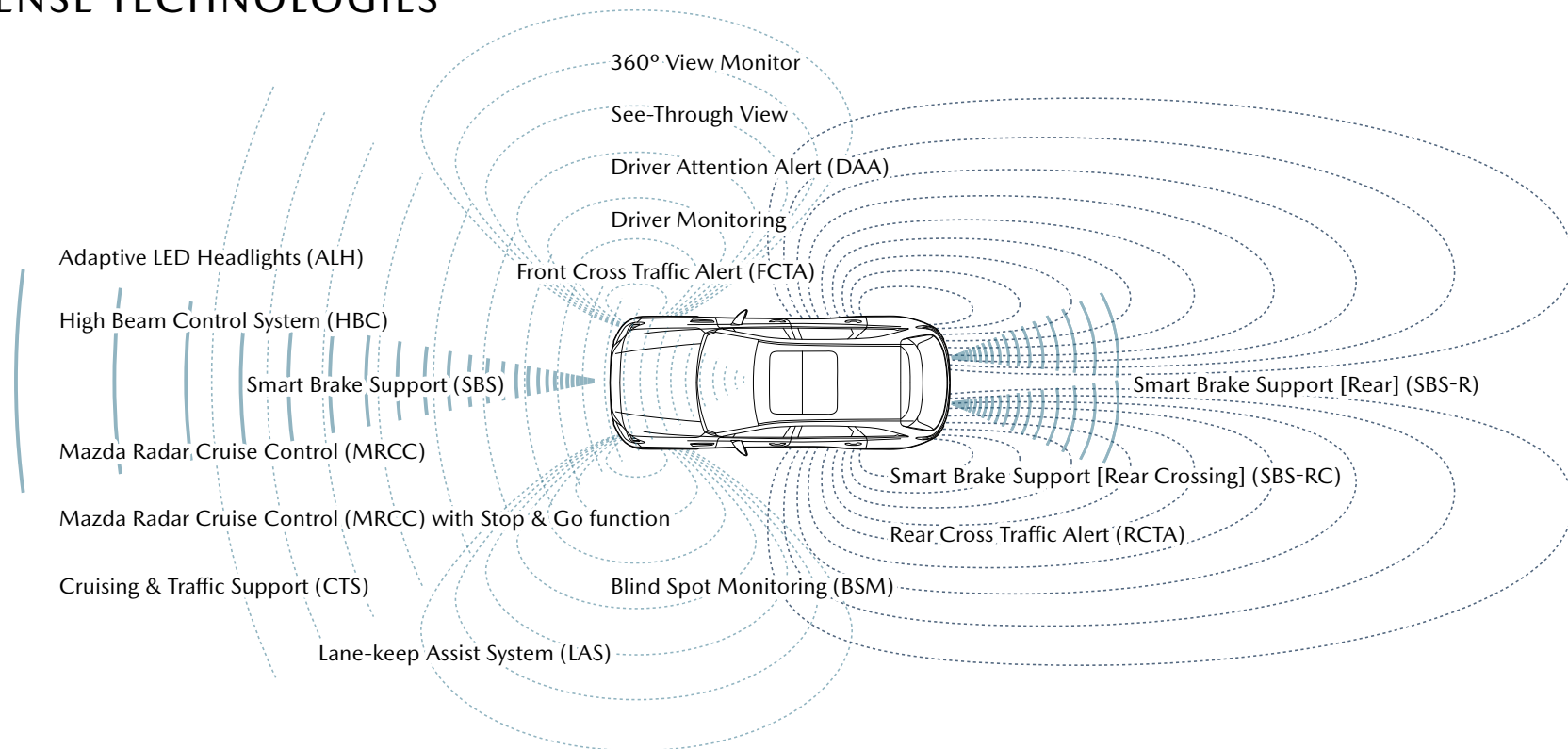
Damage reduction brakes, which help avoid imminent collisions, have become safety devices that are essential to any kind of vehicle. However, we at Mazda are not satisfied with just that. We design vehicles considering not only how to deal with danger once it occurs, but also by thinking about safety in situations before that which could lead to accidents or danger. We apply this concept not only to our cutting-edge safety technology but also when creating the driving environment, such as the driving position, information layout, and field of view, as well as the driving performance. Everything is to allow the driver to drive with peace of mind. This is “Mazda Proactive Safety.” It is Mazda’s original approach to safety.

## Driving with Mazda Proactive Safety



“We put the driver first. That gives peace of mind to the passengers.”

## i-ACTIVSENSE TECHNOLOGIES

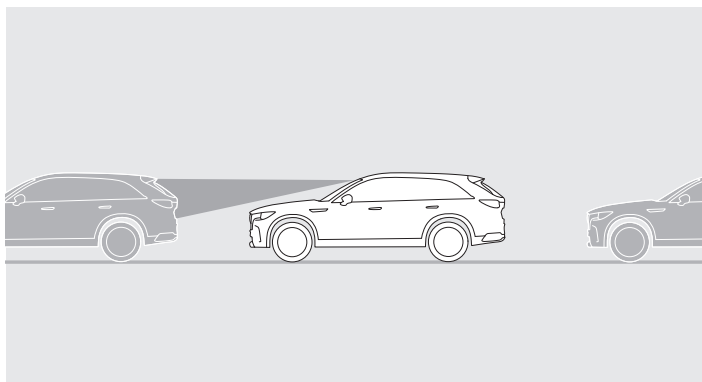


Images are for illustrative purposes only.

### Notes:

- i-Activsense safety features are not a substitute for safe and attentive driving. There are limitations to the range and detection of the systems.
- Availability of safety equipment/features varies according to country and model grade. Please consult your Mazda dealer for exact information.





Images are for illustrative purposes only.

## Driver Support Function

Detecting vehicles ahead, pedestrians, and bicycles

### SMART BRAKE SUPPORT (SBS)<sup>\*1\*2\*10</sup>

<Vehicle Detection> <Pedestrian Detection> <Bicycle Detection>

When the radar sensor and camera determine there is a possibility of a collision with an object in front (vehicle ahead, pedestrian, or bicycle), a message on the display and warning sound alert the driver to the risk of collision. If the system determines that a collision cannot be avoided, it operates the brakes in an attempt to reduce the damage from the collision. If the driver steps on the brake pedal, the system offers support for swift and sure braking.

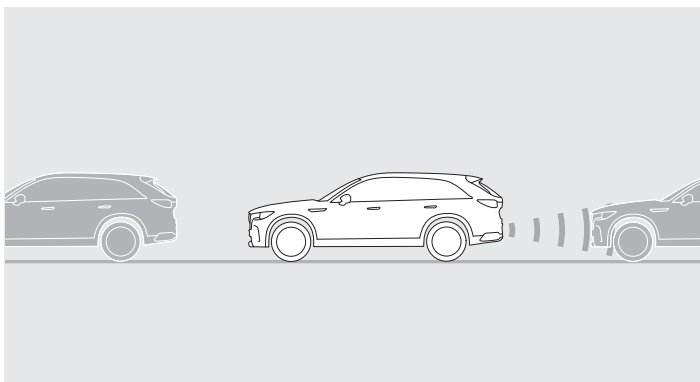
- If the object is a vehicle ahead: The vehicle speed is approx. 4 km/h or faster.
- If the object is a bicycle / pedestrian: The vehicle speed is approx. 10 km/h to 80 km/h.

#### Notes:

- i-Activsense safety features are not a substitute for safe and attentive driving. There are limitations to the range and detection of the systems.
- Availability of safety equipment/features varies according to country and model grade. Please consult your Mazda dealer for exact information.



**To use this function safely, be sure to check the detailed explanation at the link to the bottom right.**



Images are for illustrative purposes only.

## Driver Support Function

Detecting vehicles and other obstacles during reverse drive

### SMART BRAKE SUPPORT - REAR (SBS-R)\*2\*10

<Obstacle Detection>

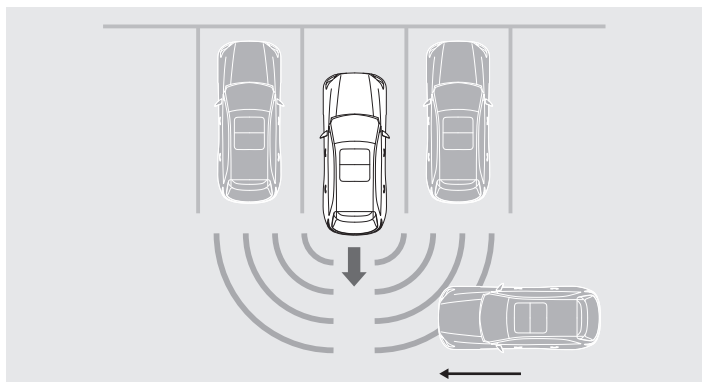
If, while driving in reverse at approx. 2 to 15 km/h, the ultrasound sensor and rear camera detect an obstacle to the rear and determine that a collision cannot be avoided, the system operates the brakes in an attempt to reduce the damage from the collision.

#### Notes:

- i-Activsense safety features are not a substitute for safe and attentive driving. There are limitations to the range and detection of the systems.
- Availability of safety equipment/features varies according to country and model grade. Please consult your Mazda dealer for exact information.



**To use this function safely, be sure to check the detailed explanation at the link to the bottom right.**



Images are for illustrative purposes only.

## Driver Support Function

Detecting vehicles approaching from the left and right during reverse drive

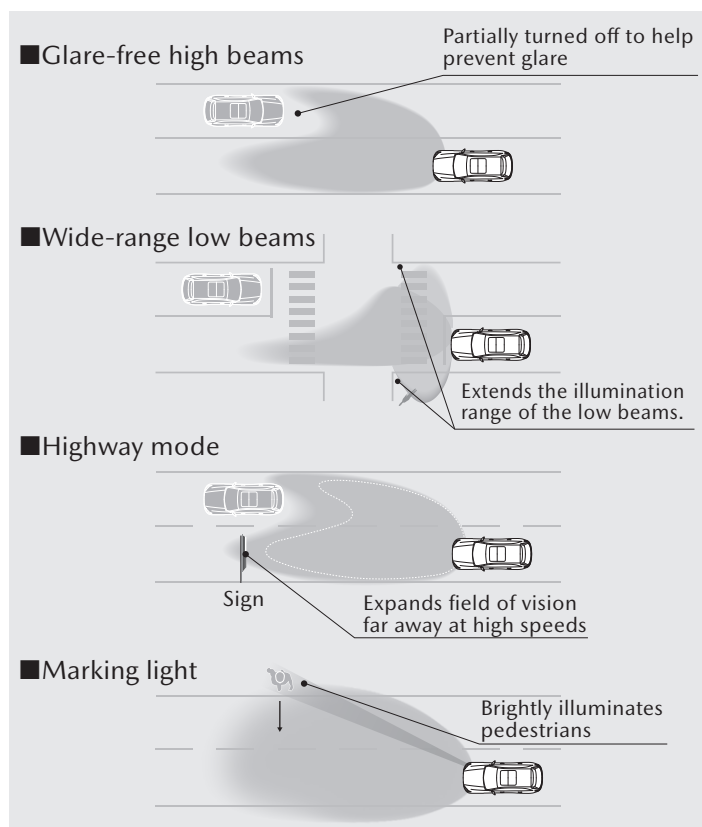
### SMART BRAKE SUPPORT - REAR CROSSING (SBS-RC)<sup>\*3\*10</sup>

The system detects other vehicles approaching from the left, right, or rear while driving in reverse at 0 to approx. 15 km/h. If the system determines that a collision cannot be avoided, it operates the brakes in an attempt to reduce the damage from the collision.

#### Notes:

- i-Activsense safety features are not a substitute for safe and attentive driving. There are limitations to the range and detection of the systems.
- Availability of safety equipment/features varies according to country and model grade. Please consult your Mazda dealer for exact information.

 **To use this function safely, be sure to check the detailed explanation at the link to the bottom right.**



Images are for illustrative purposes only.

## Notes:

- i-Activsense safety features are not a substitute for safe and attentive driving. There are limitations to the range and detection of the systems.
- Availability of safety equipment/features varies according to country and model grade. Please consult your Mazda dealer for exact information.

 **To use this function safely, be sure to check the detailed explanation at the link to the bottom right.**

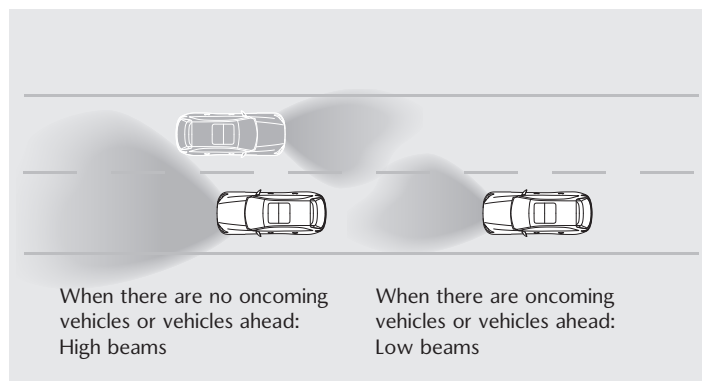
Ensuring visibility necessary for safe driving

## ADAPTIVE LED HEADLIGHTS (ALH)\*4\*10

The vehicle determines the status of oncoming vehicles and vehicles ahead when driving at night. This system then automatically changes the illumination range and brightness of the headlights.

- Each function operates differently depending on the driving speed. Furthermore, some functions may not operate or may not be available depending on the road conditions, vehicle status, weather, and other factors. See the Owner's Manual for details.





Images are for illustrative purposes only.

Ensuring visibility necessary for safe driving

## HIGH BEAM CONTROL SYSTEM (HBC)\*4\*10

The vehicle determines the status of oncoming vehicles and vehicles ahead when driving at night. This system then automatically changes between the high and low beams.

- High beams

When the system does not detect oncoming vehicles or vehicles ahead while driving at approx. 30 km/h or faster.

- Low beams

The HBC switches the headlights to low beams when any of the following conditions is met.

- The vehicle speed is less than approx. 20 km/h.
- The vehicle is driving in areas lined with street lamps or on roads in well-lit cities and towns.
- The system detects the lights of a vehicle ahead.

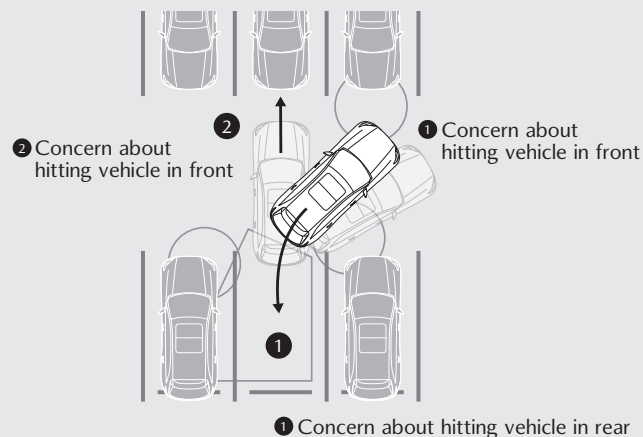
### Notes:

- i-Activsense safety features are not a substitute for safe and attentive driving. There are limitations to the range and detection of the systems.
- Availability of safety equipment/features varies according to country and model grade. Please consult your Mazda dealer for exact information.

 **To use this function safely, be sure to check the detailed explanation at the link to the bottom right.**

■ Useful in these situations

① Back into parking spot → ② Turn steering wheel then move forward



Images are for illustrative purposes only.

Notes:

- i-Activsense safety features are not a substitute for safe and attentive driving. There are limitations to the range and detection of the systems.
- Availability of safety equipment/features varies according to country and model grade. Please consult your Mazda dealer for exact information.

 **To use this function safely, be sure to check the detailed explanation at the link to the bottom right.**

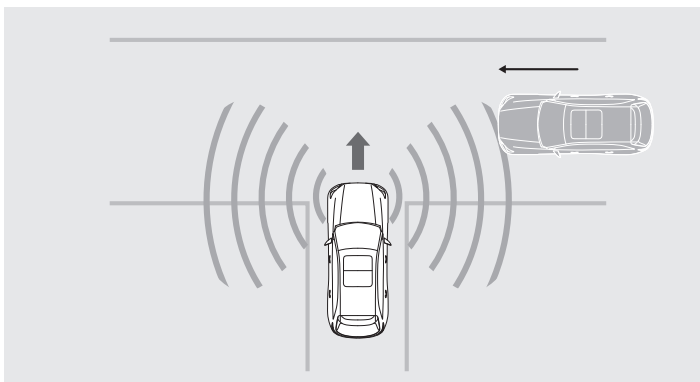
Supporting detection of risks where the driver can't see

## 360° VIEW MONITOR\*3\*5\*6\*10

This system uses four cameras, one on each corner of the vehicle, to assist the driver in checking the vehicle surroundings when driving at low speeds or when parking by displaying information on the centre display and using warning sounds.

You can also select the See-Through View function, which allows you to view the vehicle surroundings in an image where the vehicle appears to be transparent.

- Top view / Front view / Front wide view / Side view / Rear view / Rear wide view / Front see-through view / Rear see-through view



Images are for illustrative purposes only.

Informing the driver of vehicles approaching from the front left and right sides

## FRONT CROSS TRAFFIC ALERT (FCTA)\*3\*10

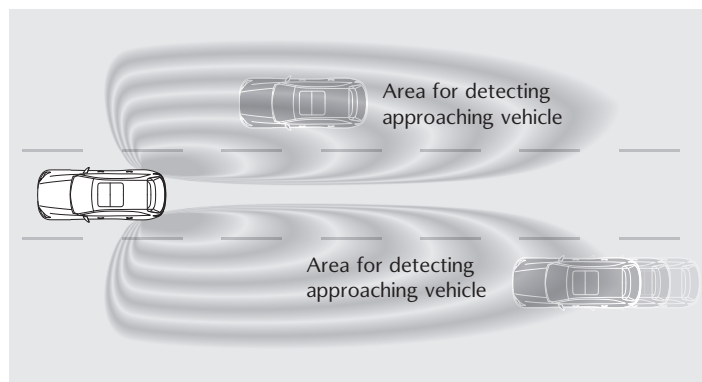
When the vehicle is entering an intersection, this function detects a vehicle approaching from the blind spots to the front left and right sides and displays information based on that vehicle's approach.

If the vehicle moves forwards (approx. 10 km/h or slower) at that time, the display flashes. A warning sound also alerts the driver of the danger.

### Notes:

- i-Activsense safety features are not a substitute for safe and attentive driving. There are limitations to the range and detection of the systems.
- Availability of safety equipment/features varies according to country and model grade. Please consult your Mazda dealer for exact information.

 **To use this function safely, be sure to check the detailed explanation at the link to the bottom right.**



Images are for illustrative purposes only.

Informing the driver of vehicles approaching from the rear

## **BLIND SPOT MONITORING (BSM)\*7\*10**

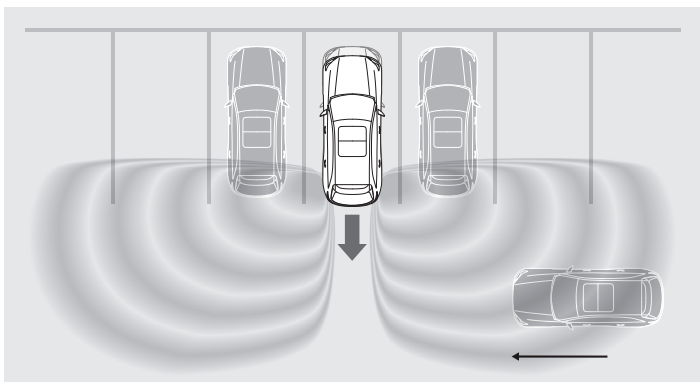
When the vehicle is driving forward at approx. 30 km/h or faster and this function detects a vehicle approaching from the rear, it displays information on the wing mirror based on that vehicle's approach. If the driver operates the turn signal on the illuminated side at this time, the light flashes and a warning sound informs the driver of the danger.

### Notes:

- i-Activsense safety features are not a substitute for safe and attentive driving. There are limitations to the range and detection of the systems.
- Availability of safety equipment/features varies according to country and model grade. Please consult your Mazda dealer for exact information.

 **To use this function safely, be sure to check the detailed explanation at the link to the bottom right.**





Images are for illustrative purposes only.

Informing the driver of vehicles approaching from the rear

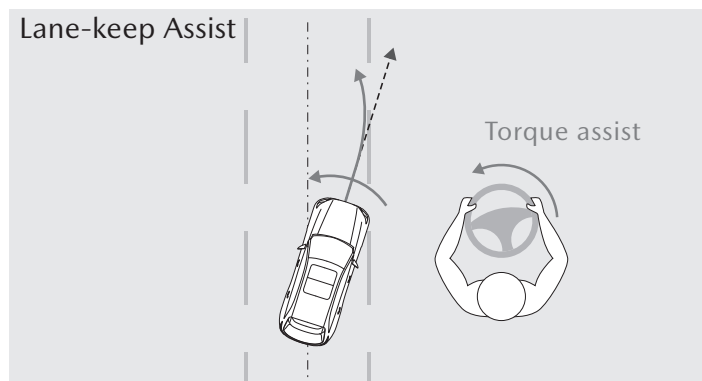
## REAR CROSS TRAFFIC ALERT (RCTA)\*3\*10

When the vehicle is backing up in locations such as car parks, this function detects a vehicle approaching from the rear left and right sides and informs the driver of the danger using displays and warning sounds.

### Notes:

- i-Activsense safety features are not a substitute for safe and attentive driving. There are limitations to the range and detection of the systems.
- Availability of safety equipment/features varies according to country and model grade. Please consult your Mazda dealer for exact information.

 **To use this function safely, be sure to check the detailed explanation at the link to the bottom right.**



Images are for illustrative purposes only.

## Driver Support Function

Helping avoid deviating from the lane

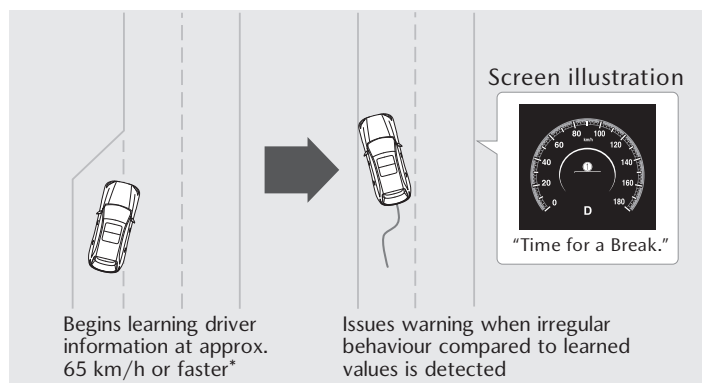
### LANE-KEEP ASSIST SYSTEM (LAS)<sup>\*8\*10</sup>

When the vehicle may be deviating from its lane, this system assists steering wheel operations to help avoid deviation from the lane. When driving at approx. 60 km/h or faster, the vehicle detects the white (or yellow) lines of the lane, and if the system determines that there is a possibility the vehicle is deviating from its lane, it operates the power steering to assist the driver in operating the steering wheel. At the same time, it also notifies the driver using displays on the multi-information display and the Active Driving Display (ADD).

#### Notes:

- i-Activsense safety features are not a substitute for safe and attentive driving. There are limitations to the range and detection of the systems.
- Availability of safety equipment/features varies according to country and model grade. Please consult your Mazda dealer for exact information.

 **To use this function safely, be sure to check the detailed explanation at the link to the bottom right.**



Images are for illustrative purposes only.

\* Learning is restricted by speed and time.  
See the Owner's Manual for details.

Recommending rests for the driver

## DRIVER ATTENTION ALERT (DAA)\*<sup>10</sup>

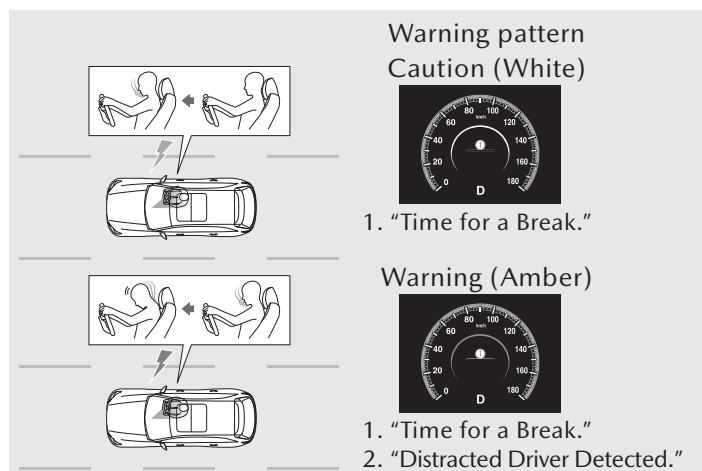
This system detects driver fatigue and decreased attentiveness and encourages the driver to take a rest.

When driving in a lane at approx. 65 km/h to 140 km/h, the vehicle estimates the increase in driver fatigue and decrease in attentiveness. It encourages the driver to take a rest through displays on the multi-information display and warning sounds.

### Notes:

- i-Activsense safety features are not a substitute for safe and attentive driving. There are limitations to the range and detection of the systems.
- Availability of safety equipment/features varies according to country and model grade. Please consult your Mazda dealer for exact information.

 **To use this function safely, be sure to check the detailed explanation at the link to the bottom right.**



The image is only an illustration of the drowsiness detection function.

## Detecting driver drowsiness and distractions

### DRIVER MONITORING<sup>\*9\*10</sup>

The Driver Monitoring system detects driver drowsiness and distractions and notifies the driver. The drowsiness detection function detects the degree of driver drowsiness. If it detects that the driver is drowsy, it uses screen displays and warning sounds to encourage the driver to take a rest. Also, if the distraction detection function detects that the driver is distracted, it uses screen displays and warning sounds to encourage the driver to pay attention.

#### ● Drowsiness detection

Warning pattern (Caution): 1. When driver drowsiness is detected.

Warning pattern (Warning): 1. When a higher level of driver drowsiness is detected.

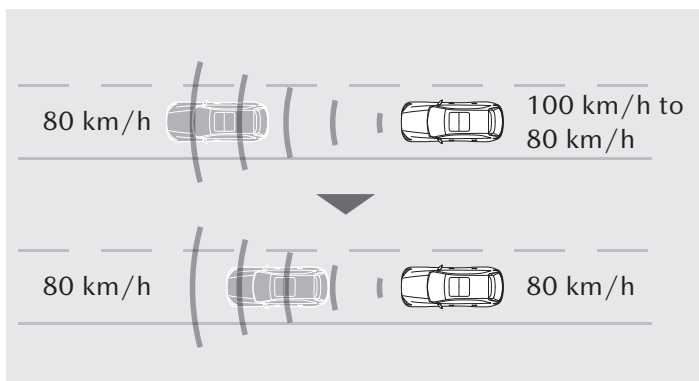
#### ● Inattentive driving detection

Warning pattern (Warning): 2. When the system detects that the driver is not paying attention to the road.

#### Notes:

- i-Activsense safety features are not a substitute for safe and attentive driving. There are limitations to the range and detection of the systems.
- Availability of safety equipment/features varies according to country and model grade. Please consult your Mazda dealer for exact information.

**⚠ To use this function safely, be sure to check the detailed explanation at the link to the bottom right.**



Images are for illustrative purposes only.

## Driver Support Function

Maintaining uniform distance between vehicles

### MAZDA RADAR CRUISE CONTROL (MRCC)\*2\*10

This system uses the front radar sensor to detect the vehicle ahead and performs headway control to drive at a constant preset speed or maintain the distance from the vehicle ahead without the driver having to step on the accelerator or brake pedal.

- This MRCC system operates when the vehicle speed is approx. 30 km/h or faster.

### MAZDA RADAR CRUISE CONTROL (MRCC) WITH STOP & GO FUNCTION\*2\*10

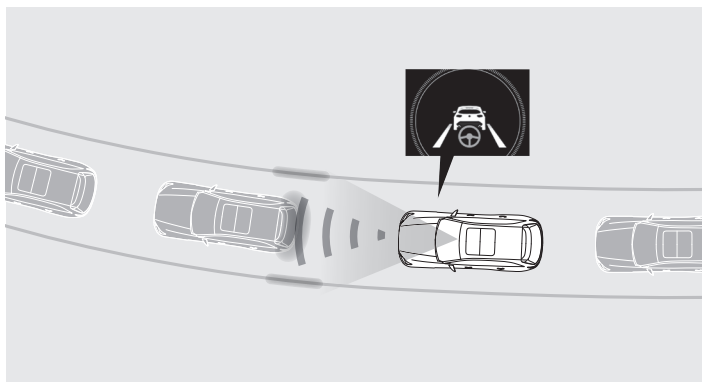
The system operates at any speed from 0 km/h to 145 km/h, enabling automatic following of the preceding vehicle from a standing start and back to a complete stop.

#### Notes:

- i-Activsense safety features are not a substitute for safe and attentive driving. There are limitations to the range and detection of the systems.
- Availability of safety equipment/features varies according to country and model grade. Please consult your Mazda dealer for exact information.

 **To use this function safely, be sure to check the detailed explanation at the link to the bottom right.**





Images are for illustrative purposes only.

## Driver Support Function

Helping reduce fatigue in traffic jams on highways

### CRUISING & TRAFFIC SUPPORT (CTS)<sup>\*2\*10</sup>

This system uses the MRCC function and the steering wheel assist function to help reduce driving fatigue in traffic jams on highways and motorways. In addition to the MRCC function that maintains a certain distance from the vehicle ahead, if the lane is detected, then the steering wheel assist function helps the driver stay in the lane. If the lane is not detected due to driving at lower speeds, the system helps the driver follow after the vehicle ahead.

- For exact information regarding the detection speeds of the MRCC function and the steering wheel assist function, please consult your Mazda dealer.

#### Notes:

- i-Activsense safety features are not a substitute for safe and attentive driving. There are limitations to the range and detection of the systems.
- Availability of safety equipment/features varies according to country and model grade. Please consult your Mazda dealer for exact information.

 **To use this function safely, be sure to check the detailed explanation at the link to the bottom right.**



Images are for illustrative purposes only.

Supporting stable driving

## TRAILER STABILITY CONTROL (TSC)\*2\*10

The TSC system increases the stability of the vehicle during towing. When vehicle sway occurs during towing, the TSC controls the output of the brakes and the engine to suppress swaying. Also, this system prevents drive-wheel spinning which occurs during acceleration from a stop or acceleration during cornering on slippery roads, such as wet or snow-covered roads, and assures optimum drive force and steerability.

- Vehicle stability can be limited even if the Trailer Stability Control (TSC) is operating.
- Drive carefully to prevent accidents.
- The TSC is operable when driving the vehicle at a speed of 65 km/h or faster.
- When the TSC operates, the TCS/DSC operation indicator light flashes.

### Notes:

- i-Activsense safety features are not a substitute for safe and attentive driving. There are limitations to the range and detection of the systems.
- Availability of safety equipment/features varies according to country and model grade. Please consult your Mazda dealer for exact information.

 **To use this function safely, be sure to check the detailed explanation at the link to the bottom right.**

## About safety technology

### NOTES FOR SAFE USE (1/2)

- \*1 Safety functions may not operate properly depending on various criteria including the corresponding object (such as vehicles with particular exteriors or vehicles or pedestrians that are partially visible, hidden, or blending in with the background), weather conditions (such as rain, snow, or fog), and road conditions (such as roads with continuous curves or when visibility is poor due to it being night or dusk).
- \*2 Safety functions may not operate properly depending on various criteria including the corresponding object (such as vehicles with a shape that makes it difficult to reflect radar waves or ultrasound waves), weather conditions (such as rain, snow, or fog), and road conditions (such as roads with numerous curves or repeating hills).
- \*3 Safety functions may not operate properly depending on various criteria including weather conditions (such as rain or snow) and the condition of the nearby wall, approaching vehicle, or the like.
- \*4 Safety functions may not operate properly depending on various criteria including when there is a source of light nearby (such as a streetlight or traffic signal), weather conditions (such as rain, snow, or fog), and road conditions (such as roads with numerous curves or rough surfaces). Do not over-rely on this system. We ask that you remain constantly aware of your surroundings and drive safely, including switching between high beams and low beams as necessary.
- \*5 There are limitations to the range captured by the cameras and the range detected by the sensors. Image quality may also decrease depending on the usage criteria, such as being used at night or in dark locations. Screen images are for illustrative purposes only and may vary from the actual situation. To promote safety, we ask that you do not over-rely on the monitor image and that you visually confirm the safety of your surroundings when driving.
- \*6 The screen is configured to turn off when the vehicle exceeds approx. 15 km/h.

## About safety technology

### NOTES FOR SAFE USE (2/2)

- \*7 Safety functions may not operate properly depending on various criteria including weather conditions (such as rain or snow), the condition of the approaching vehicle (such as if it stops approaching or it runs parallel at the same speed for a long time), and road conditions (such as roads that are extremely wide or narrow).
  - \*8 Safety functions may not operate properly depending on various criteria including weather conditions (such as rain, snow, or fog) and road conditions (such as roads with sharp curves, roads that are extremely wide or narrow, and roads where the white (or yellow) lines are fading).
  - \*9 Safety functions may not operate properly depending on various criteria including when the driver frequently faces a different direction, when part of the driver's eyes or face is hidden, and when the lighting environment changes significantly.
  - \*10 SBS, SBS-R, SBS-RC, ALH, HBC, 360° View Monitor, See-Through View, FCTA, BSM, RCTA, LAS, DAA, Driver Monitoring, MRCC, CTS, and TSC are all systems that were designed based on the assumption that the driver will drive safely, and are meant to reduce damage from accidents and the burden of driving. Therefore, there are limitations to the functionality and performance of each system. We ask that you do not over-rely on them and that you always drive safely.
  - \*11 The Trailer Stability Control (TSC) may not operate correctly unless the following are observed:
    - Use tyres of the correct size specified for your Mazda on all four wheels.
    - Use tyres of the same manufacturer, brand and tread pattern on all four wheels. Do not mix new and worn tyres.
    - Due to the change in tyre diameter, the Trailer Stability Control (TSC) may not operate correctly when tyre chains are used or a temporary spare tyre is installed.
    - In particular, if the TCS/DSC indicator light is flashing, drive the vehicle carefully as it is in a less stable condition and could sway more easily.
    - Drive with caution and in accordance with the road, vehicle and trailer conditions.
- Please consult your Mazda dealer or refer to the Owner's Manual for other important notes.

# MAZDA MOTOR CORPORATION

KK-R0C-A2

E-255

All details and specifications of the vehicles and their options shown on the pages of this catalogue are subject to change without notice and may vary according to region. Colours depicted may vary based on multiple factors, including ambient lighting and the format in which it is being viewed (e.g., computer, mobile device, or print), and the colours of the bodies and interiors may differ slightly from the actual colours. Please consult your local Mazda dealer for exact information.

© Mazda Motor Corporation

[www.mazda.com](http://www.mazda.com)